

Análise SciVal – PPG – Anestesiologia, Ciências Cirúrgicas e Medicina Perioperatória – ACCEPT - FMUSP

Overall research performance

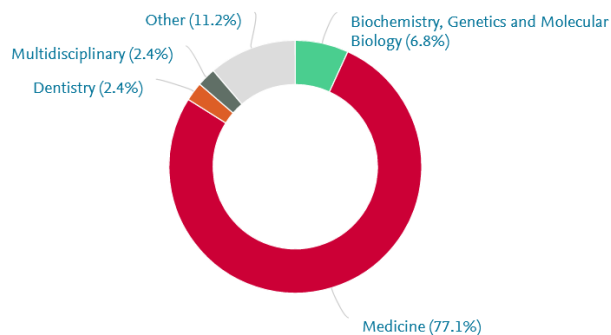
+ Add to Reporting



Publications by Subject Area

+ Add to Reporting

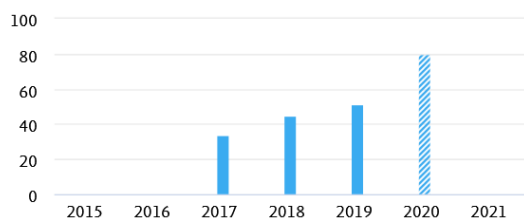
Donut Chart



> Analyze in more detail

Scholarly Output ⓘ

+ Add to Reporting Export ▾



210

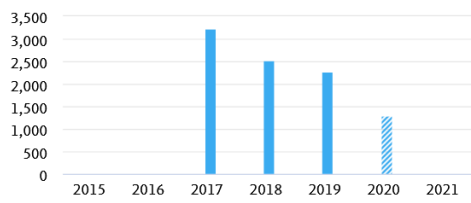
number of publications in PPG_Anestesiologia_Lista_Recebida

[View list of publications](#)

⚙ Incomplete year ⓘ

Views Count ⓘ

[+ Add to Reporting](#) [Export](#) [Shortcuts](#)



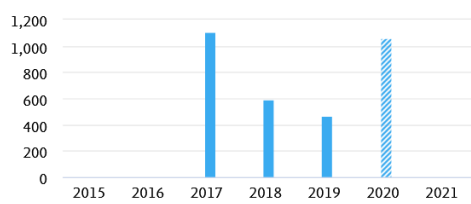
9,299

number of Scopus views received by publications in PPG_Anestesiologia_Recebida

ⓘ Incomplete year ⓘ

Citation Count ⓘ

[+ Add to Reporting](#) [Export](#) [Shortcuts](#)



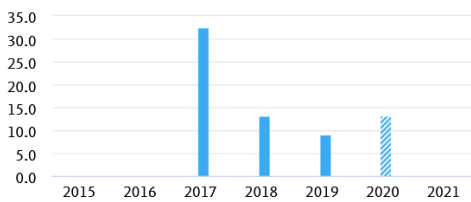
3,222

number of citations received by publications in PPG_Anestesiologia_Recebida

ⓘ Incomplete year ⓘ

Citations per Publication ⓘ

[+ Add to Reporting](#) [Export](#) [Shortcuts](#)



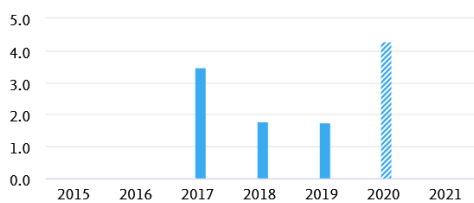
15.3

average number of citations per publication in PPG_Anestesiologia_Recebida

ⓘ Incomplete year ⓘ

Field-Weighted Citation Impact ⓘ

[+ Add to Reporting](#) [Export](#) [Shortcuts](#)



3.01

average Field-Weighted Citation Impact of PPG_Anestesiologia_Recebida

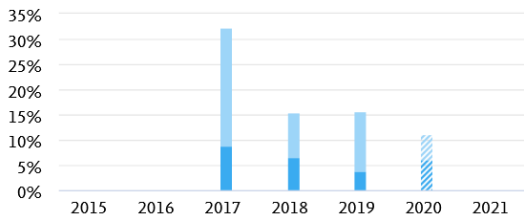
ⓘ Incomplete year ⓘ

Outputs in Top Citation Percentiles [ⓘ]

[+ Add to Reporting](#) [Export](#) ▾

Share of publications in PPG_Anestesisio_Lista_Recebida that are among the most cited publications worldwide

Show as field-weighted



35 (16.7%)

number of publications in the top 10% most cited publications worldwide

[View list of publications](#)

■ % of publications in top 10% most cited

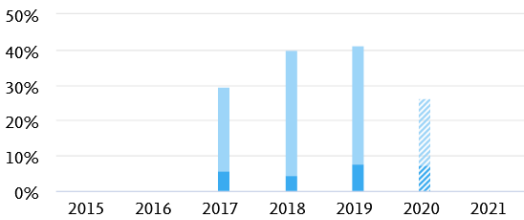
■ % of publications in top 1% most cited

▨ Incomplete year [?]

Publications in Top Journal Percentiles [ⓘ]

[+ Add to Reporting](#) [Export](#) ▾

Share of publications in PPG_Anestesisio_Lista_Recebida that are in the top journals by [CiteScore Percentile](#) ▾



70 (33.3%) [?]

number of publications in the top 10% journals by CiteScore

[View list of publications](#)

■ % of publications in top 10% journals

■ % of publications in top 1% journals

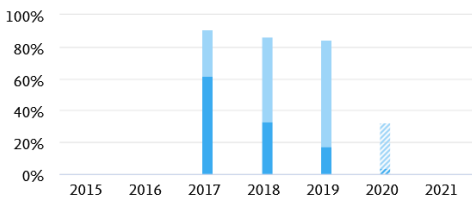
▨ Incomplete year [?]

Outputs in Top Views Percentiles [ⓘ]

[+ Add to Reporting](#) [Export](#) ▾ [Shortcuts](#) ▾

Share of publications in PPG_Anestesisio_Lista_Recebida that are among the most viewed publications worldwide

Show as field-weighted



139 (66.2%)

number of publications in the top 10% most viewed publications worldwide

■ % of publications in top 10% most viewed

■ % of publications in top 1% most viewed

▨ Incomplete year [?]

Collaboration [ⓘ]

[Metric guidance](#) [+ Add to Reporting](#) [Shortcuts](#) ▾

Scholarly Output in PPG_Anestesisio_Lista_Recebida, by amount of international, national and institutional collaboration



Metric	Scholarly Output	Citations	Citations per Publication	Field-Weighted Citation Impact
■ International collaboration	42.4%	89	2,622	29.5
■ Only national collaboration	34.3%	72	311	4.3
■ Only institutional collaboration	23.3%	49	289	5.9
■ Single authorship (no collaboration)	0.0%	0	0	0.0

Academic-Corporate Collaboration 📄

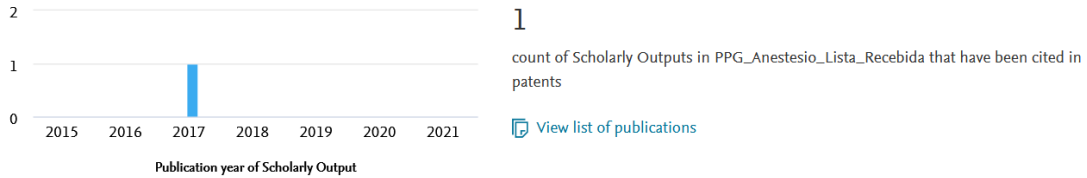
[📄 Metric guidance](#) [+ Add to Reporting](#) [Shortcuts](#) ⌵

Scholarly Output in PPG_Anestesia_Lista_Recebida with both academic and corporate author affiliations

Metric	Scholarly Output	Citations	Citations per Publication	Field-Weighted Citation Impact
Academic-corporate collaboration	0.5%	1	4	4.0
No academic-corporate collaboration	99.5%	209	3,218	15.4

Patent-Cited Scholarly Output 📄

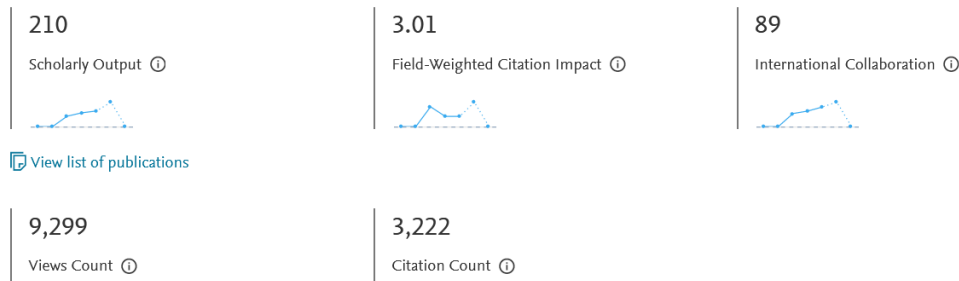
[+ Add to Reporting](#) [Export](#) ⌵



Overall research performance

[+ Add Summary to Reporting](#) [Export](#) ⌵

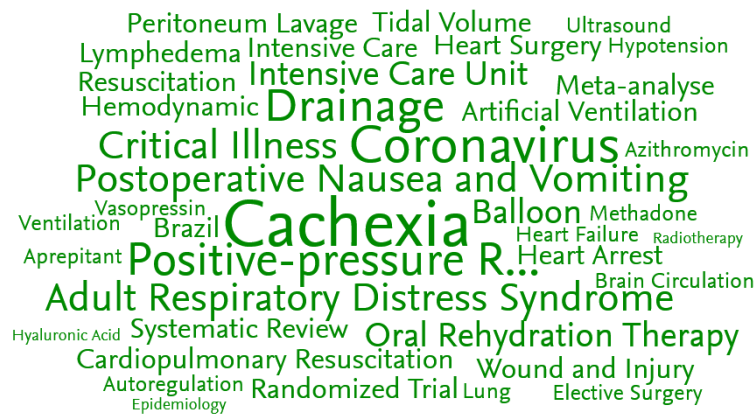
[+ Add to Reporting](#)



Keyphrase analysis 📄

[+ Add to Reporting](#)

Top 50 keyphrases by relevance, based on 210 publications | [Learn about keyphrase calculations](#) ➤



A A relevance of keyphrase | declining **A A** growing (2015-2019)